

Megazyme

www.megazyme.com

ACETIC ACID GK (ADP-Glucokinase Format)

ASSAY PROCEDURE FOR AUTO-ANALYSER APPLICATIONS

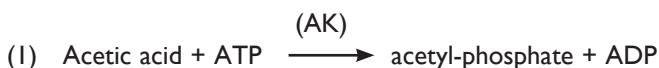
K-ACETGK 04/20

(500 Assays per Kit)



PRINCIPLE:

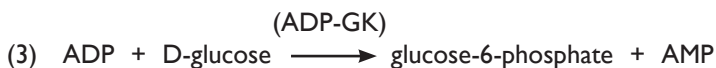
Acetic acid is phosphorylated to form acetyl-phosphate in the reaction catalysed by acetate kinase (AK) (1).



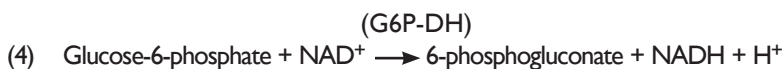
The rapid conversion of the acetyl-phosphate product into acetyl-CoA and inorganic phosphate is catalysed by the action of phosphotransacetylase (PTA) in the presence of coenzyme A (CoA) (2).



D-Glucose is phosphorylated by the enzyme ADP-glucokinase (ADP-GK) and adenosine-5'-diphosphate (ADP) to glucose-6-phosphate (G-6-P) with the simultaneous formation of adenosine-5'-monophosphate (AMP) (3).



In the presence of the enzyme glucose-6-phosphate dehydrogenase (G6P-DH), G-6-P is oxidised by nicotinamide-adenine dinucleotide (NAD^+) to gluconate-6-phosphate with the formation of reduced nicotinamide-adenine dinucleotide (NADH) (4).



KITS:

Kits suitable for performing 500 assays in auto-analyser format are available from Megazyme. The kits contain the full assay method plus:

Bottle 1: Buffer (1 l mL, pH 7.4).
Stable for > 2 years at 4°C.

Bottle 2: NAD^+ , ATP, D-glucose, CoA and PVP.
Freeze dried powder.
Stable for > 5 years below -10°C.

Bottle 3: Acetate kinase, phosphotransacetylase, ADP-glucokinase plus glucose-6-phosphate dehydrogenase suspension, 2.6 mL.
Stable for > 2 years at 4°C.

Bottle 4: Acetic Acid Standard (2 mL)
(1.8 g/L). Ready to use.
Stable for > 2 years; store sealed at 4°C.

PREPARATION OF REAGENT SOLUTIONS/SUSPENSIONS:

- 1,3 & 4.** Use the contents of bottles 1, 3 and 4 as supplied.
Stable for > 2 years; store sealed at 4°C.
- 2.** Dissolve the contents of bottle 2 in 11 mL of distilled water.
This is reagent R2 and is stable for > 1 week at 4°C or > 2 years below -10°C (this reagent is stable when subjected to freeze/thaw cycles, however to avoid repetitive freeze/thaw cycles, divide into appropriately sized aliquots and store in polypropylene tubes).

REAGENT PREPARATION:

Preparation of R1:

Component	Volume
distilled water	87.5 mL
bottle 1 (buffer)	10 mL
suspension 3 (AK/PTA/ADP-GK/G6P-DH)	2.5 mL
Total volume	100 mL

Preparation of R2:

Component	Volume
bottle 2 (NAD ⁺ /ATP/D-glucose/CoA/PVP)	11 mL (after adding 11 mL of distilled water)
Total volume	11 mL

EXAMPLE METHOD:

R1: 0.200 mL

Sample: ~ 0.003 mL

R2: 0.020 mL

Reaction time: ~ 8 min at 25°C or ~ 5 min at 37°C

Wavelength: 340 nm

Prepared reagent stability:

R1: > 30 days 4°C/> 2 years below -10°C

R2: > 7 days 4°C/> 2 years below -10°C

Calculation: endpoint

Reaction direction: increase

Linearity: up to 1.8 g/L of acetic acid

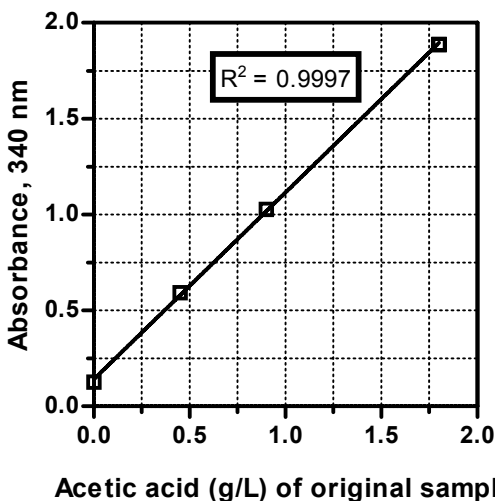


Figure 1. Calibration curve demonstrating the linearity of **K-ACETGK**. The reactions used to generate this calibration curve were performed at 37°C for 5 min using a Chemwell-T auto-analyser.



**Bray Business Park, Bray,
Co. Wicklow,
A98 YV29,
IRELAND.**

**Telephone: (353.1) 286 1220
Facsimile: (353.1) 286 1264
Internet: www.megazyme.com
E-Mail: info@megazyme.com**

WITHOUT GUARANTEE

The information contained in this booklet is, to the best of our knowledge, true and accurate, but since the conditions of use are beyond our control, no warranty is given or is implied in respect of any recommendation or suggestions which may be made or that any use will not infringe any patents.